

2024 HQHA Sponsors

Huge Thanks to our Show Sponsors!



Jay, Kristy and Logan



CLINT AINSWORTH SHOW HORSES



Agent Clay Clark
912+966-2688
clay@clayclarksf.com



OGEECHEE VETERINARY ASSOCIATES, P.C.



LEAN ON LIDEN



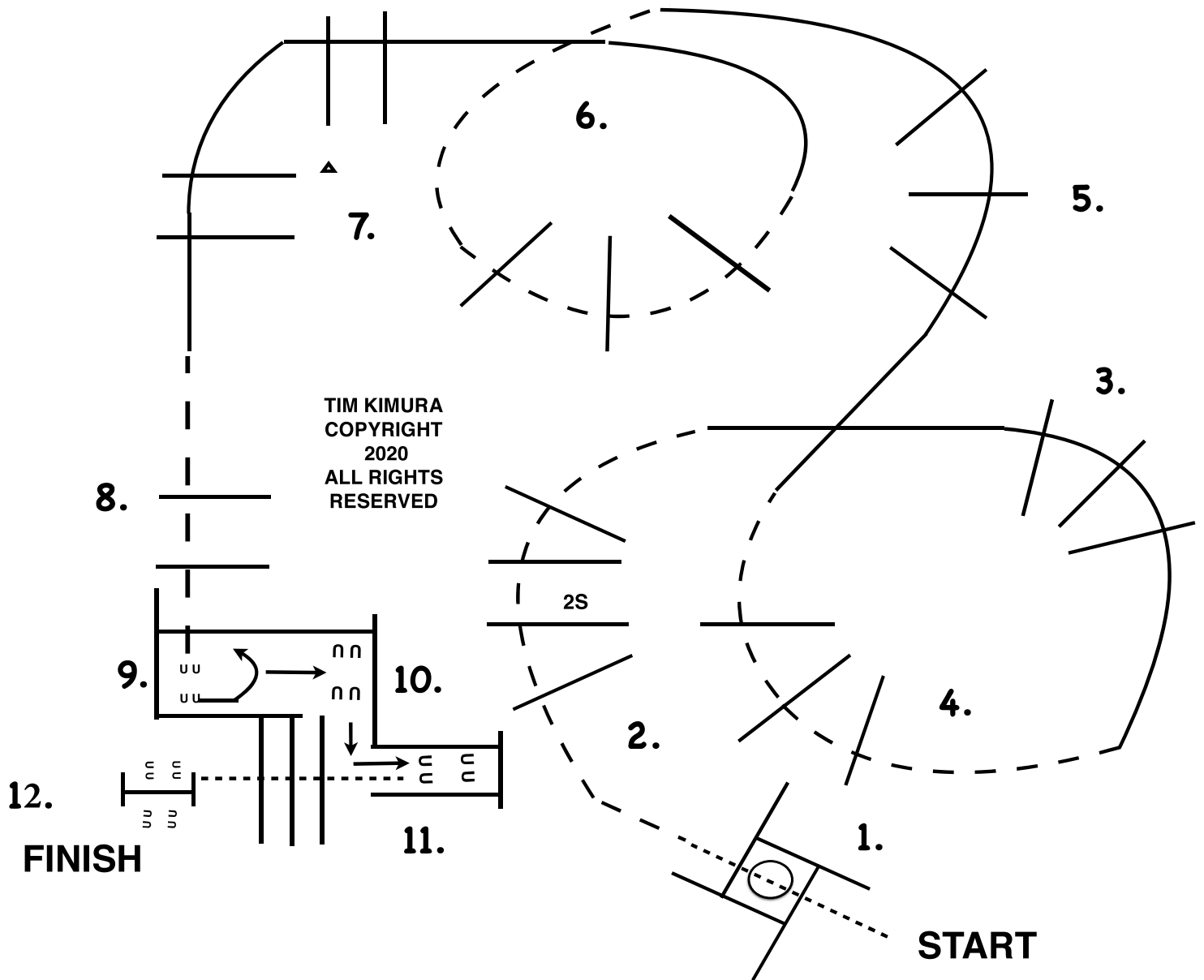
PRITCHETT PERFORMANCE HORSES

Angela Stanhope
Mary Sparkes
Bobby Mason
Daniel Henson
Distel Farms
Lisa George
Angie Schmeck
Lucylee Forsyth
Clemens Truck Repair
Young Lingerfelt Equine Services
Maggie Bellville -National Director



CrossRidge Ranch
BRAD & TERRI LAYER PERFORMANCE HORSES

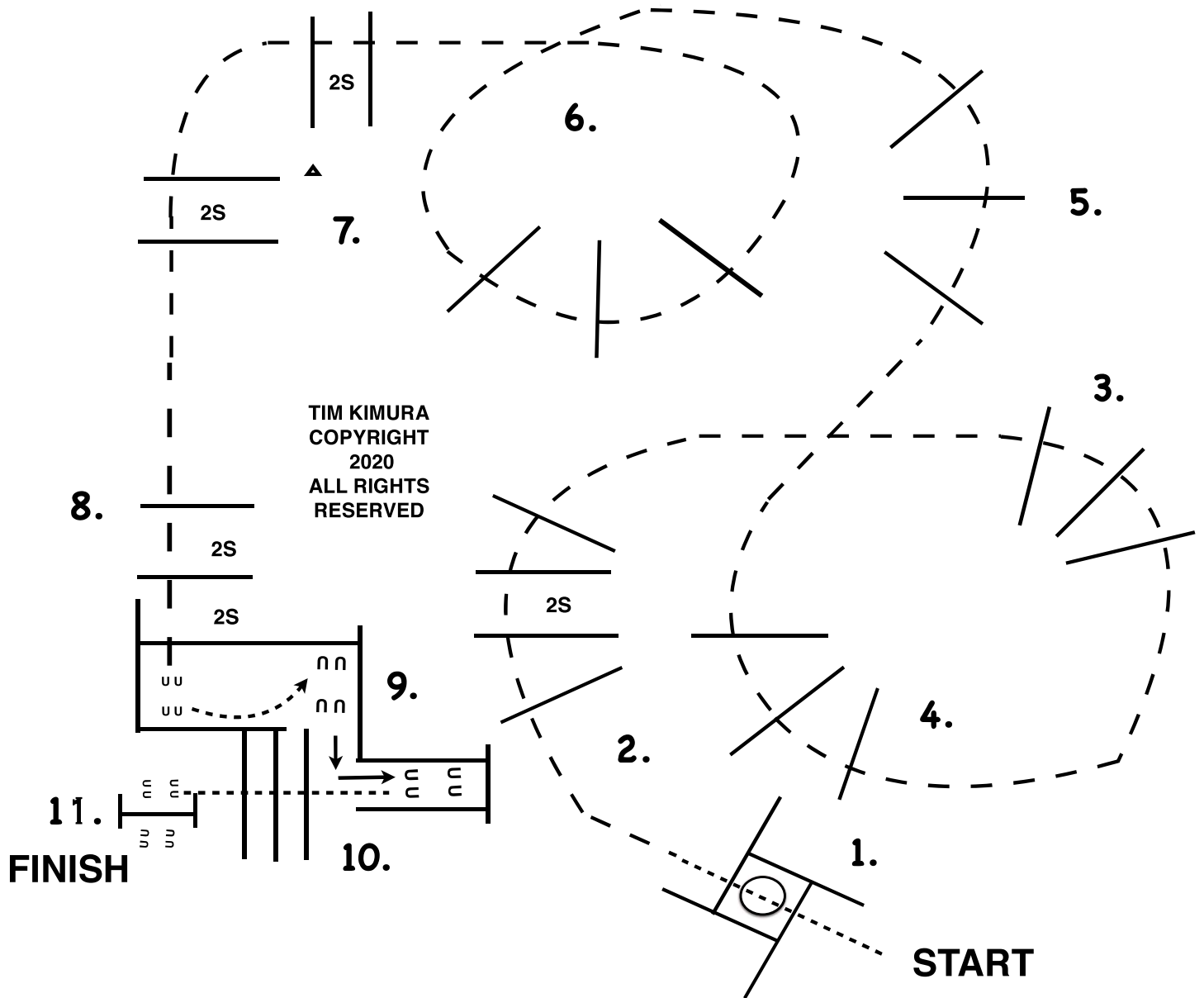




1. WALK INTO BOX, EXECUTE A 360 TURN EITHER WAY, WALK OUT BOX.
2. JOG OVER POLES
3. LOPE OVER POLE (RIGHT LEAD)
4. BREAK TO THE JOG, JOG OVER POLES
5. LOPE OVER POLES (LEFT LEAD)
6. BREAK TO THE JOG, JOG OVER POLES
7. LOPE OVER POLES (LEFT LEAD)
8. BREAK TO THE JOG, JOG OVER POLES, STOP BETWEEN POLES.
9. TURN AROUND TO THE LEFT, SIDE PASS RIGHT BETWEEN THE POLES
10. BACK THROUGH POLES, WALK OUT
11. WALK OVER POLES.
12. GATE, LH PUSH

2024 Ham & Doris Phillips Circuit

ALL WALK TROT TRAIL CLASSES



1. WALK INTO BOX, EXECUTE A 360 TURN EITHER WAY, WALK OUT BOX.
2. JOG OVER POLES
3. JOG OVER POLES
4. JOG OVER POLES
5. JOG OVER POLES
6. JOG OVER POLES
7. JOG OVER POLES
8. JOG OVER POLES, STOP BETWEEN POLES.
9. WALK AND TURN AROUND TO THE LEFT, BACK THROUGH POLES.
10. WALK OUT, WALK OVER POLES.
11. GATE, LH PUSH except Small Fry

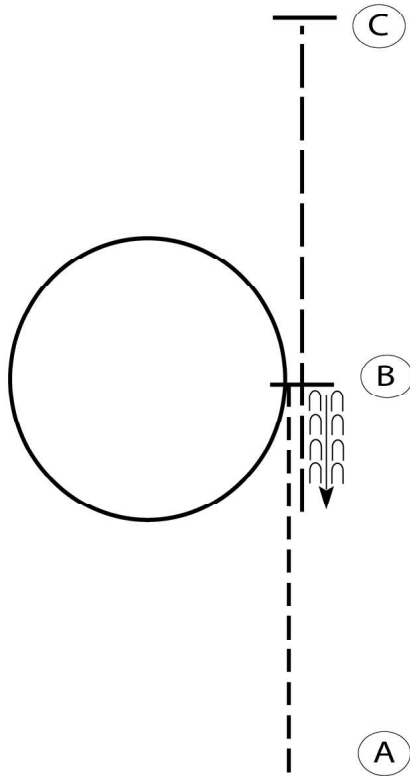
Phillips Memorial Circuit

Western Horsemanship (L1)

Show Date: March 1-2, 2024

w w w . H o r s e S h o w P a t t e r n s . c o m

w w w . H o r s e S h o w P a t t e r n s . c o m



Be ready at A.

1. Jog from A to B.
2. Lope a circle to the left on the left lead.
3. Stop at B.
4. Back one horse length at B.
5. Extend the jog to C.
6. Stop at C.

Follow the instructions of your ring steward.

Walk	-----
Jog	- - - - -
Extended Jog	— — — —
Lope	—————
Leg Yield	
Lead Change	— / —
Back	← — — — — — — — — —
Marker	⊙
Sidepass	← — — — — →

[WH/1-18]

Pattern Provided by:

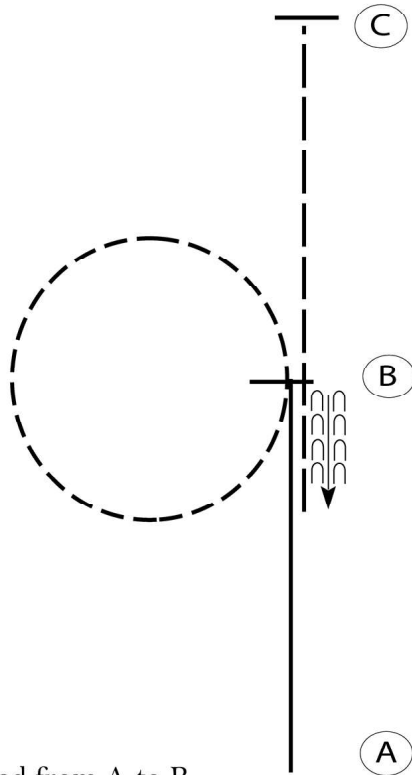
Phillips Memorial Circuit

Western Horsemanship (Youth and Amateur)

Show Date: March 1-2, 2024

w w w . H o r s e S h o w P a t t e r n s . c o m

w w w . H o r s e S h o w P a t t e r n s . c o m



Be ready at A.

1. Lope on the right lead from A to B.
2. Break to a jog at B and jog a circle to the left.
3. Stop at B.
4. Back one horse length at B.
5. Extend the jog to C.
6. Stop at C.

Follow the instructions of your ring steward.

Walk	-----
Jog	- - - - -
Extended Jog	-----
Lope	—————
Leg Yield	
Lead Change	— / —
Back	← c c c c c
Marker	Ⓚ
Sidepass	←-----→

[WH/2-18]

Pattern Provided by:

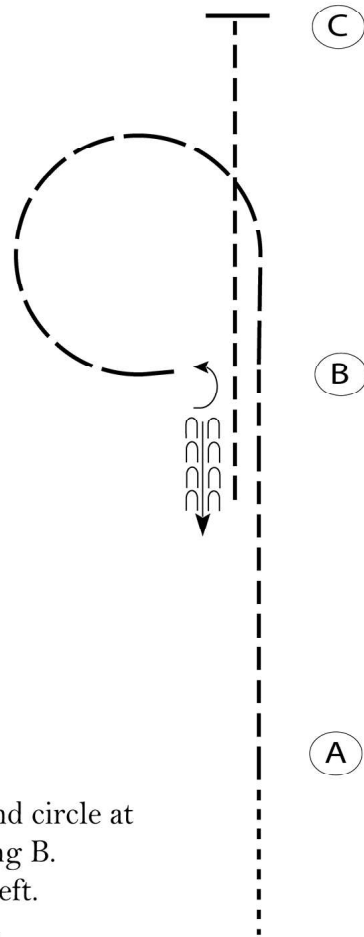
Phillips Memorial Circuit

Western Horsemanship (WJ)

Show Date: March 1-2, 2024

www.HorseShowPatterns.com

www.HorseShowPatterns.com



Begin before A at a walk.

1. Jog from A to B.
2. At B, extend the jog and circle at B as shown. Stop facing B.
3. Turn 1/4 turn to the left.
4. Back one horse length.
5. Jog to C. Stop at C.

Follow the instructions of your ring steward.

Walk	-----
Jog	- - - - -
Extended Jog	-----
Lope	—————
Leg Yield	
Lead Change	— / —
Back	← ← ← ← ←
Marker	⊙
Sidepass	← — — — — →

[WH/WT-17]

Pattern Provided by:

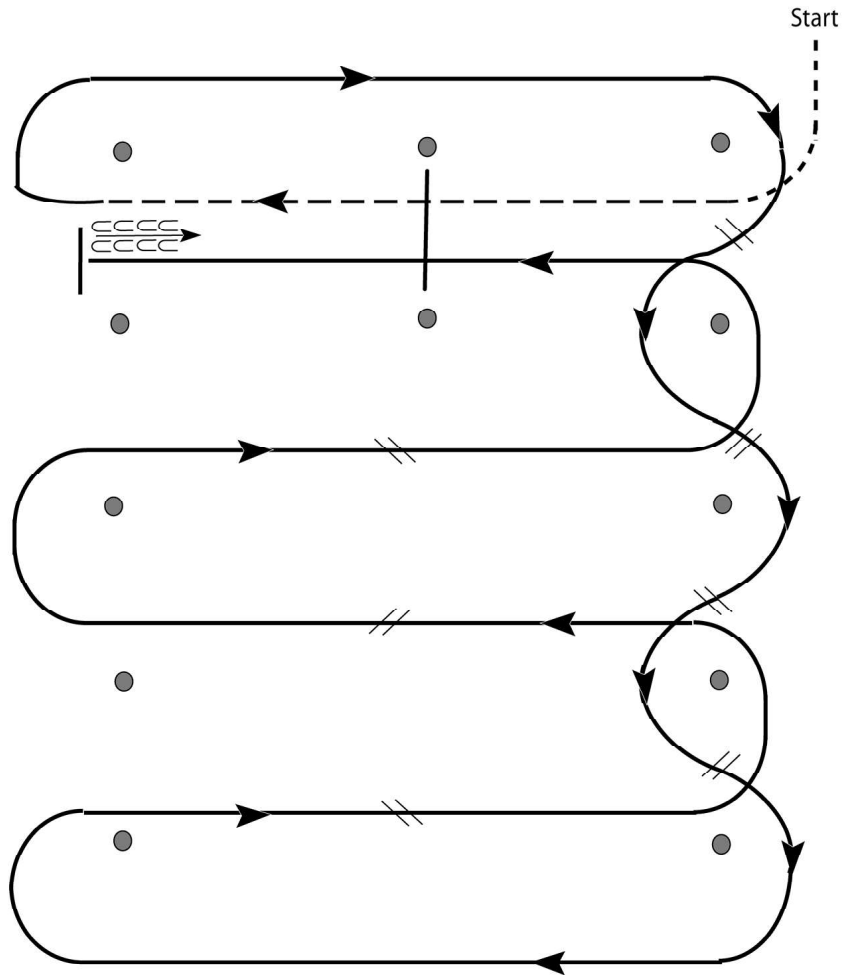
2024 Ham & Doris Phillips Memorial

Western Riding 1st Go (Youth, Select, Amateur, Open)

Show Date: March 2-3, 2024

w w w . H o r s e S h o w P a t t e r n s . c o m

w w w . H o r s e S h o w P a t t e r n s . c o m



1. Walk, transition to jog, jog over log.
2. Transition to right.
3. First line change.
4. Second line change.
5. Third line change.
6. Fourth line change.
7. First crossing change.
8. Second crossing change.
9. Third crossing change.
10. Lope over log.
11. Lope, stop and back.

[WR/OP-4]

Pattern Provided by:

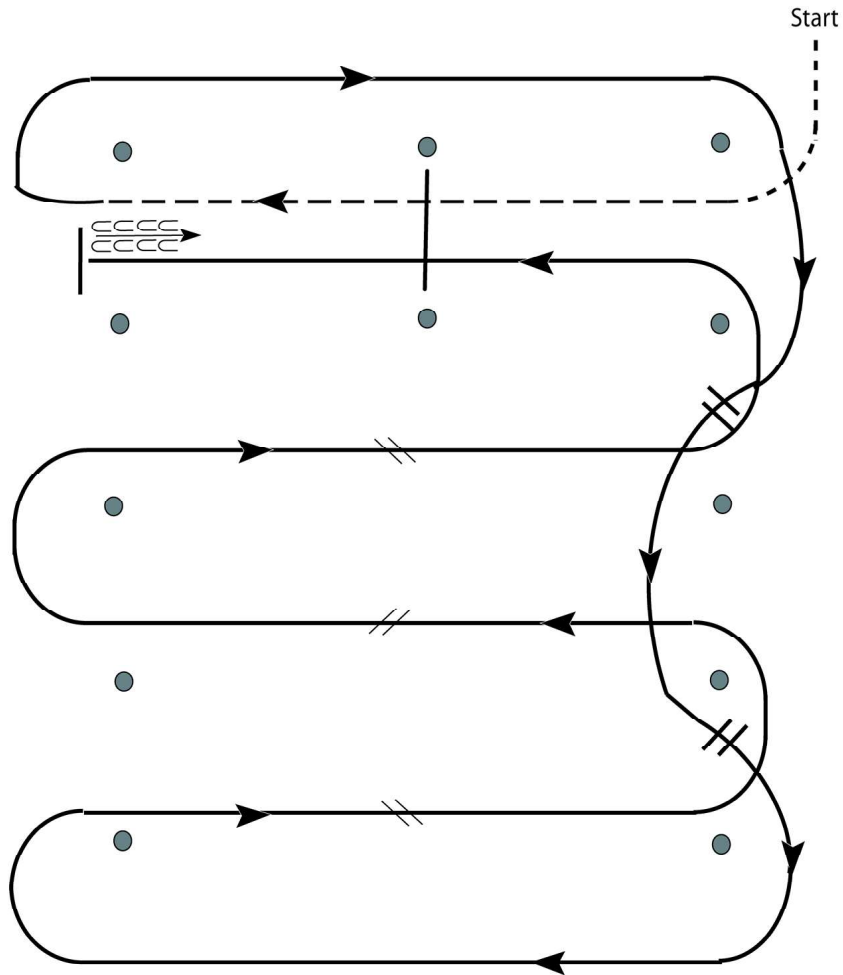
2024 Ham & Doris Phillips Memorial

1st go Western Riding (All Level 1)

Show Date: March 2-3, 2024

w w w . H o r s e S h o w P a t t e r n s . c o m

w w w . H o r s e S h o w P a t t e r n s . c o m



1. Walk, transition to jog, jog over log.
2. Transition to right lead and lope around end.
3. First line change.
4. Second line change. Lope around end of arena.
5. First crossing change.
6. Second crossing change.
7. Third crossing change.
8. Lope over log.
9. Lope, stop and back.

[WR/GP-4]

Pattern Provided by:

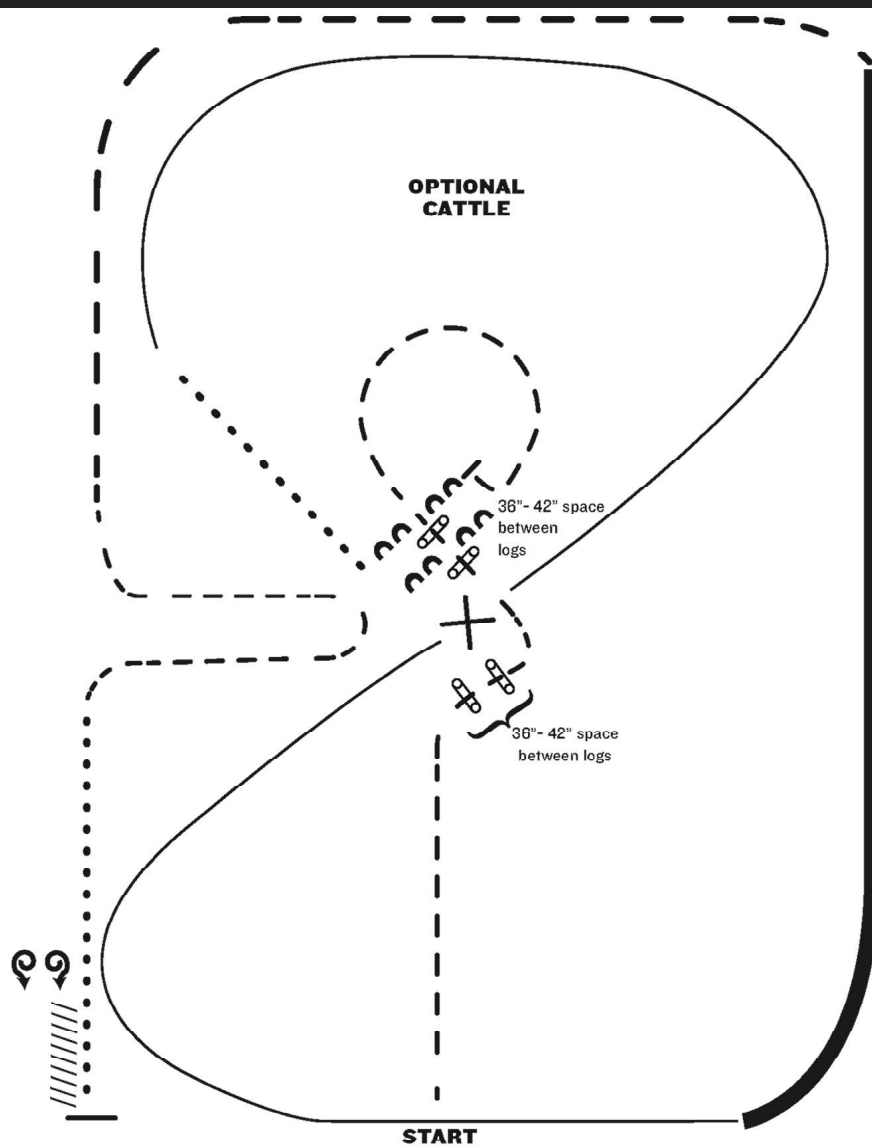
2024 Ham & Doris Phillips Memorial

Ranch Riding-1st go (All Ages)

Show Date: March 2-3, 2024

www.HorseShowPatterns.com

www.HorseShowPatterns.com



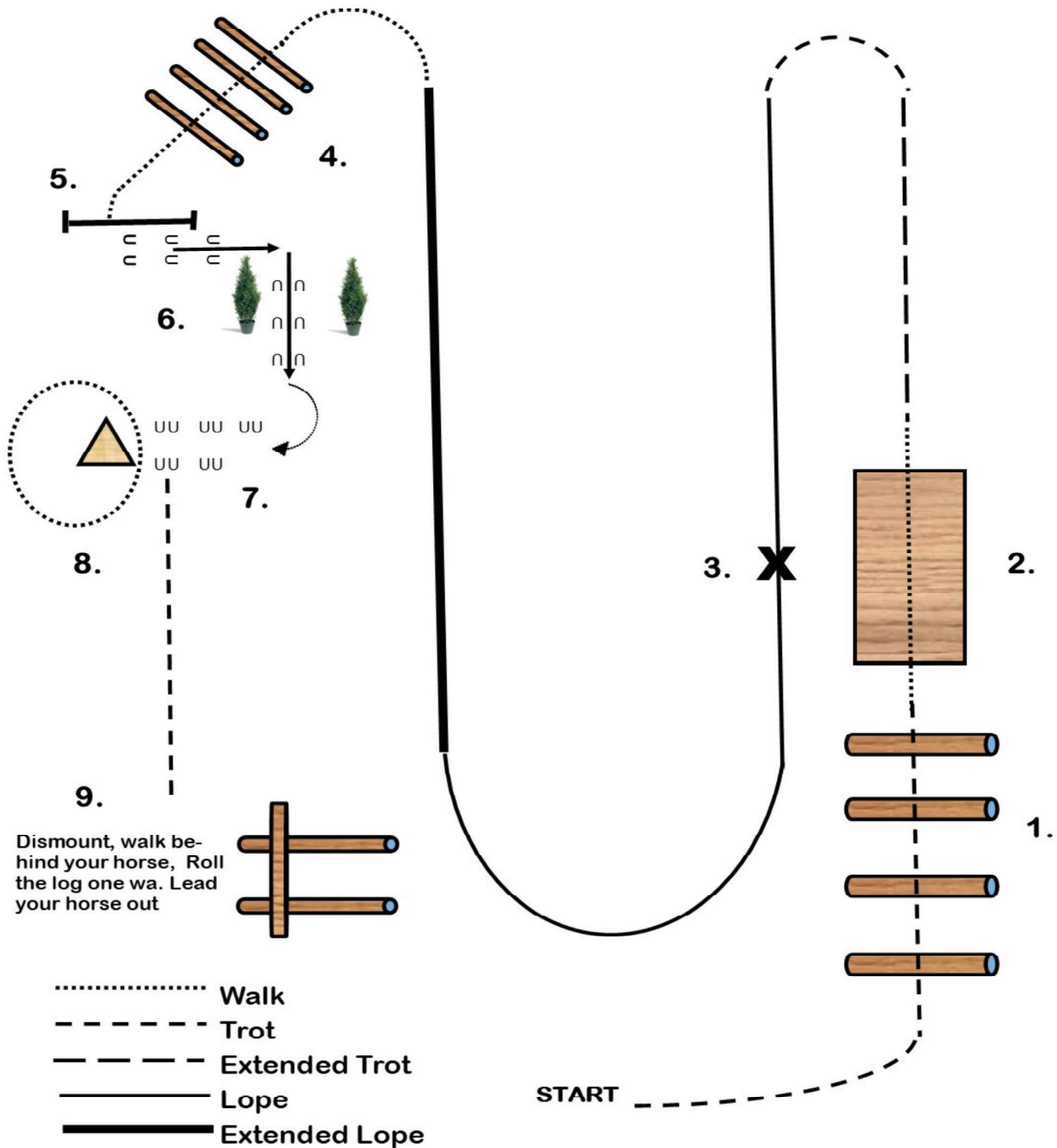
1. Trot
2. Trot two sets of logs
3. Trot circle, stop and side pass log left
4. Walk
5. Lope right lead
6. Change leads (simple or flying)
7. Lope left lead
8. Extended lope (left lead)
9. Extended trot
10. Trot
11. Walk
12. Stop and back
13. 360 degree turn each direction (either direction 1st) (L-R or R-L)

Note: The drawn description of this pattern is only intended for the general depiction of the pattern. Exhibitors should utilize the arena space to best exhibit their horses.

[RR/AQHA-9]

Pattern Provided by:

All Ranch Trail 1st Go



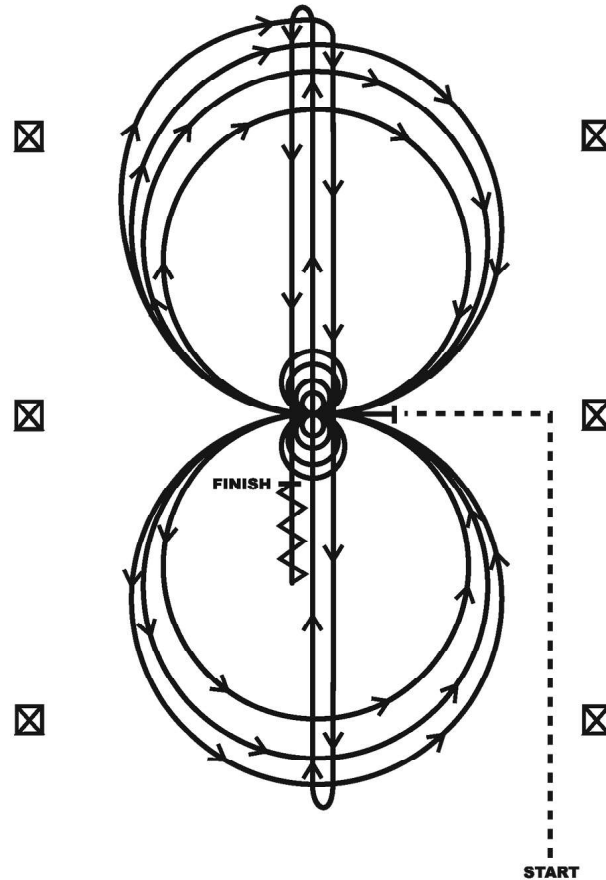
1. Trot over logs
2. Walk over the bridge
3. Extended trot, lope left lead, change leads, lope right lead, extend lope
4. Walk over logs, Walk to gate
5. Work gate.
6. Back L
7. Side pass to Log Drag
8. Drag log (except youth which will go to #9)
9. Trot to logs, dismount, ground tie, walk behind your horse, roll log with foot, lead horse out

2024 Ham & Doris Phillips Memorial

Reining-1st Go (All Ages)

Show Date: March 2-3, 2024

REINING PATTERN II



Horses must jog to the center of the arena. Horses must walk or stop prior to starting the pattern. Beginning at the center of the arena facing the left wall or fence.

1. Complete four spins to the left. Hesitate.
2. Complete four spins to the right. Hesitate.
3. Beginning on the right lead complete three circles to the right; the first circle small and slow; the next two circles large and fast. Change leads at the center of the arena.
4. Complete three circles to the left; the first circle small and slow; the next two circles large and fast. Change leads at the center of the arena.
5. Begin a large circle to the right, but do not close this circle. Run down the center of the arena past the end marker and do a right rollback—no hesitation.
6. Run up the middle to the opposite end of the arena past the end marker and do a left rollback—no hesitation.
7. Run past the center marker and do a sliding stop. Back up to the center of the arena or at least ten feet (three meters). Hesitate to demonstrate completion of the pattern.

[R/AQHAP-11]

Pattern Provided by:

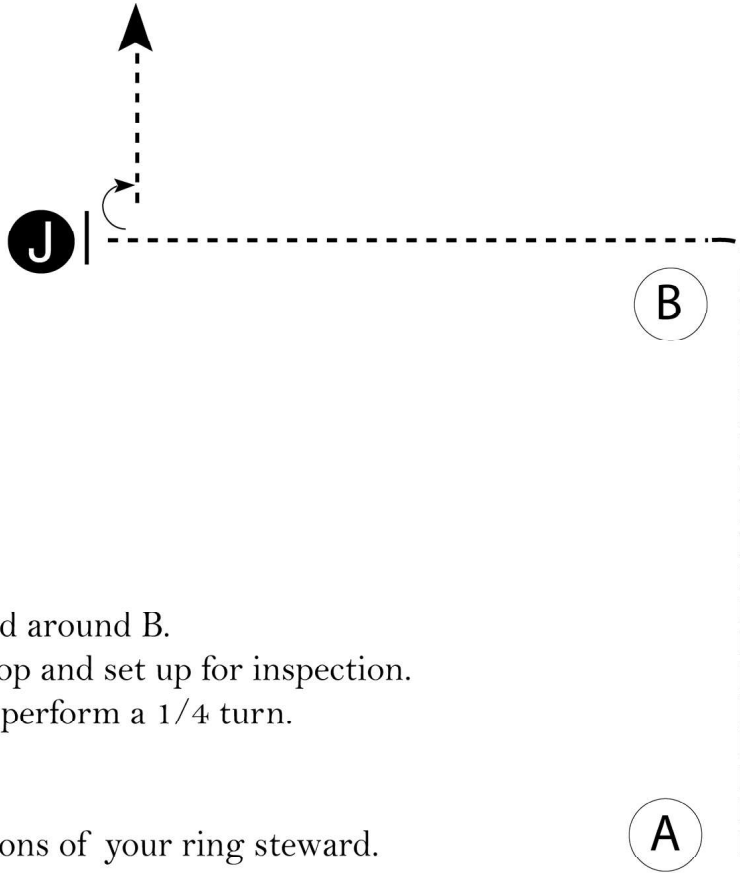
2024 Ham & Doris Phillips Memorial

SHowmanship (Small Fry)

Show Date: March 2-3, 2024

w w w . H o r s e S h o w P a t t e r n s . c o m

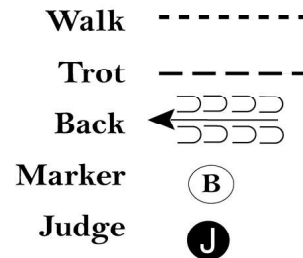
w w w . H o r s e S h o w P a t t e r n s . c o m



Be ready at A.

1. Trot from A to and around B.
2. Walk to Judge, stop and set up for inspection.
3. When dismissed, perform a 1/4 turn.
4. Exit at a walk.

Follow the instructions of your ring steward.



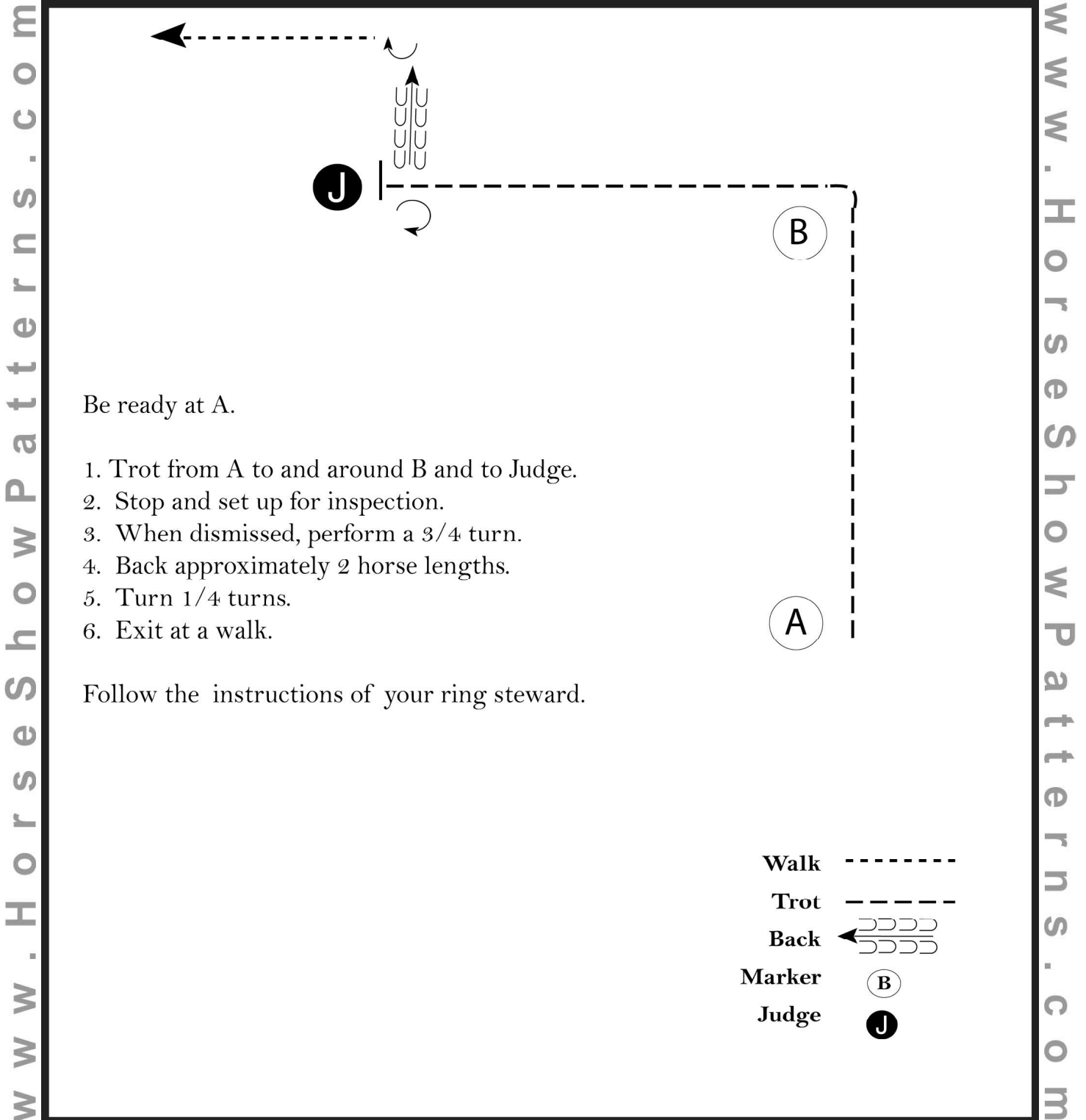
[S/WT-38]

Pattern Provided by:

2024 Ham & Doris Phillips Memorial

Showmanship (Level 1 Youth & Level 1 Amateur)

Show Date: March 2-3, 2024



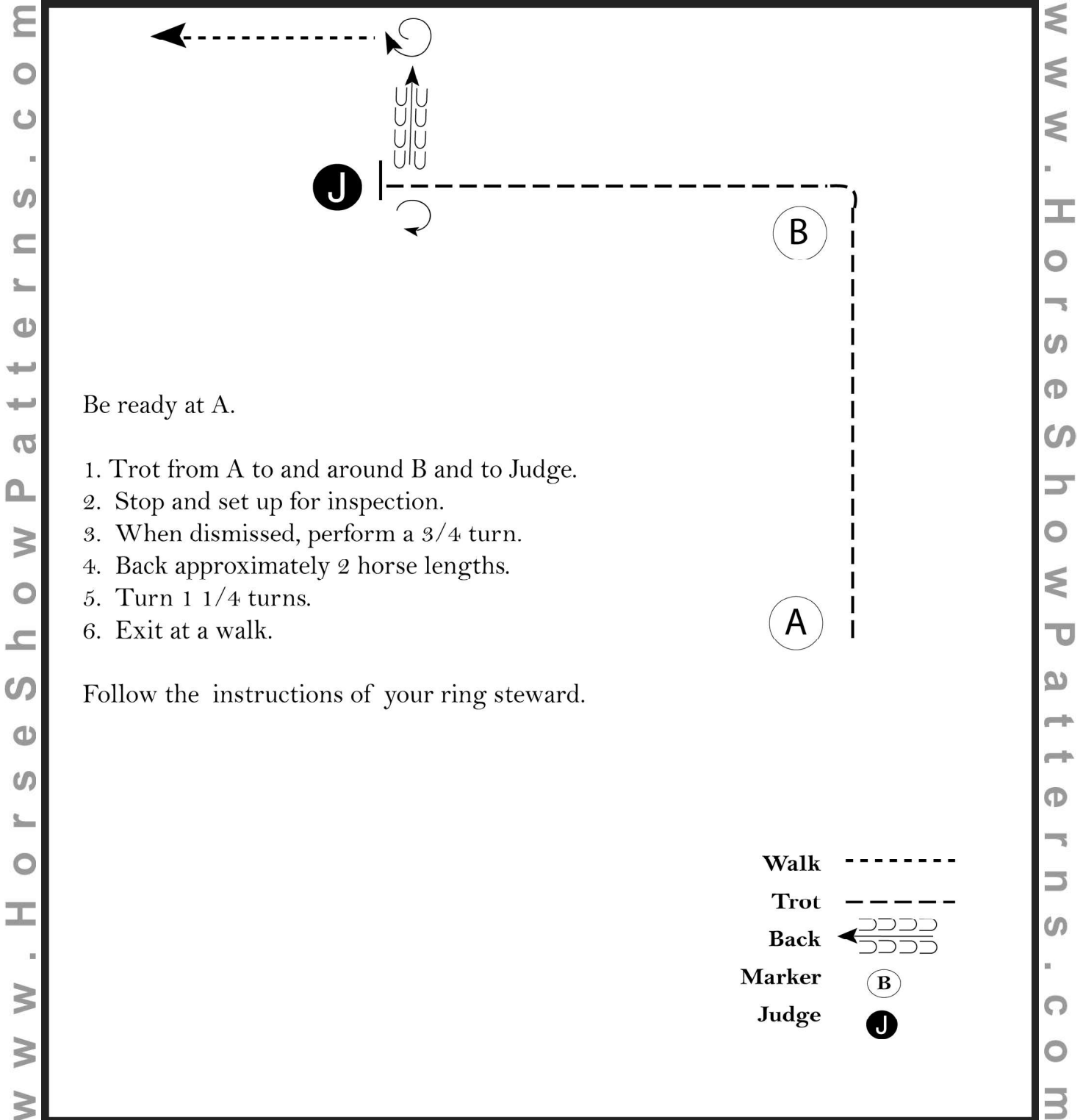
[S/2-38]

Pattern Provided by:

2024 Ham & Doris Phillips Memorial

Showmanship (Youth, Select, Amateur)

Show Date: March 2-3, 2024



[S/3-38]

Pattern Provided by:

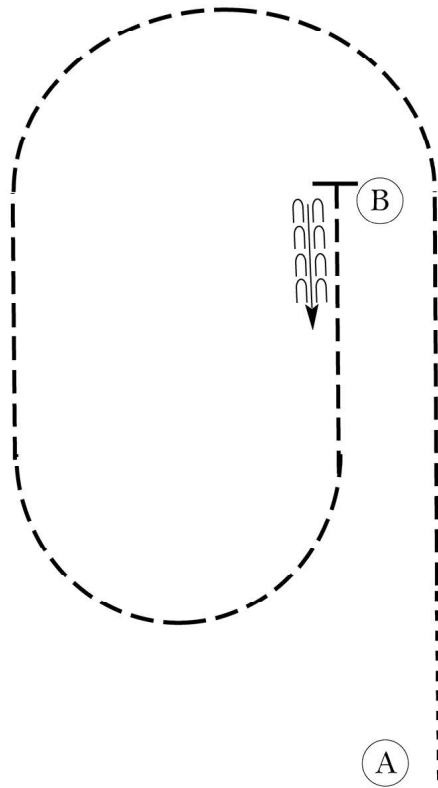
Phillips Memorial Circuit

Hunt Seat Eq. (W/T)

Show Date: March 1-2, 2024

www.HorseShowPatterns.com

www.HorseShowPatterns.com



Be ready at A.

1. Walk two horse lengths from A.
2. Posting trot on the left diagonal to B.
3. Change diagonals and posting trot on the right diagonal in a half circle and then in a straight line until halfway between B and A.
4. Sitting trot a half circle and then a straight line to B.
5. Stop and back approximately one horse length.

Follow the instructions of your ring steward.

Walk	-----
Trot	- - - - -
Extended Trot	— — — —
Canter	— — — —
Leg Yield	
Lead Change	— / —
Back	← ← ← ←
Marker	Ⓚ
Sidepass	← — — — ←
Hand Gallop	— — — —

[HSE/WT-58]

Pattern Provided by:

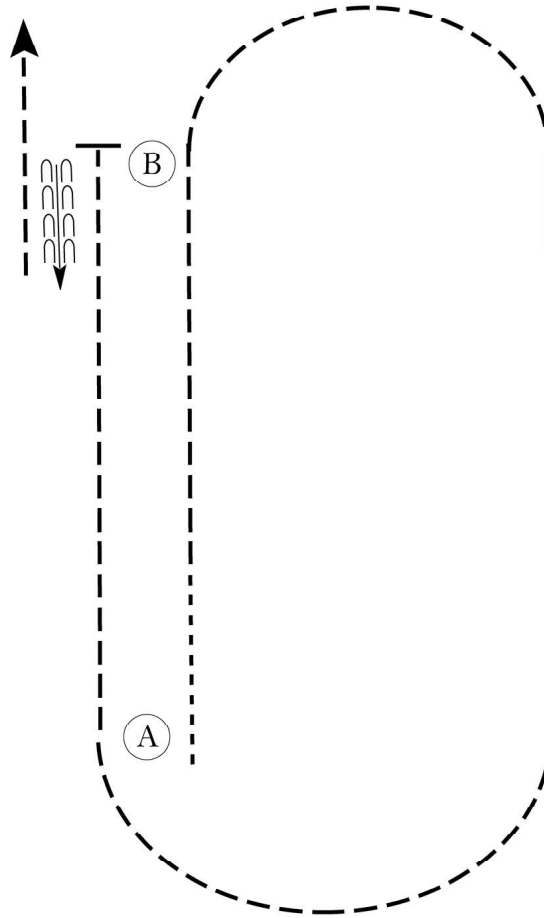
Phillips Memorial Circuit

Hunt Seat Eq. (L1)

Show Date: March 1-2, 2024

w w w . H o r s e S h o w P a t t e r n s . c o m

w w w . H o r s e S h o w P a t t e r n s . c o m



Be ready at A.

1. Walk approximately 2 horse lengths.
2. Posting trot on the left diagonal to B and in a half circle until even with B.
3. Canter on the right lead until even with A.
4. Sitting trot in a half circle to A.
5. Posting trot on the right diagonal to B.
6. Halt and back approximately one horse length.
7. Exit pattern at a sitting trot.

Follow the instructions of your ring steward.

Walk	-----
Trot	- - - - -
Extended Trot	— — — — —
Canter	— — — — —
Leg Yield	
Lead Change	— — — — —
Back	← ← ← ← ←
Marker	Ⓚ
Sidepass	← ← ← ← ←
Hand Gallop	— — — — —

[HSE/2-56]

Pattern Provided by:

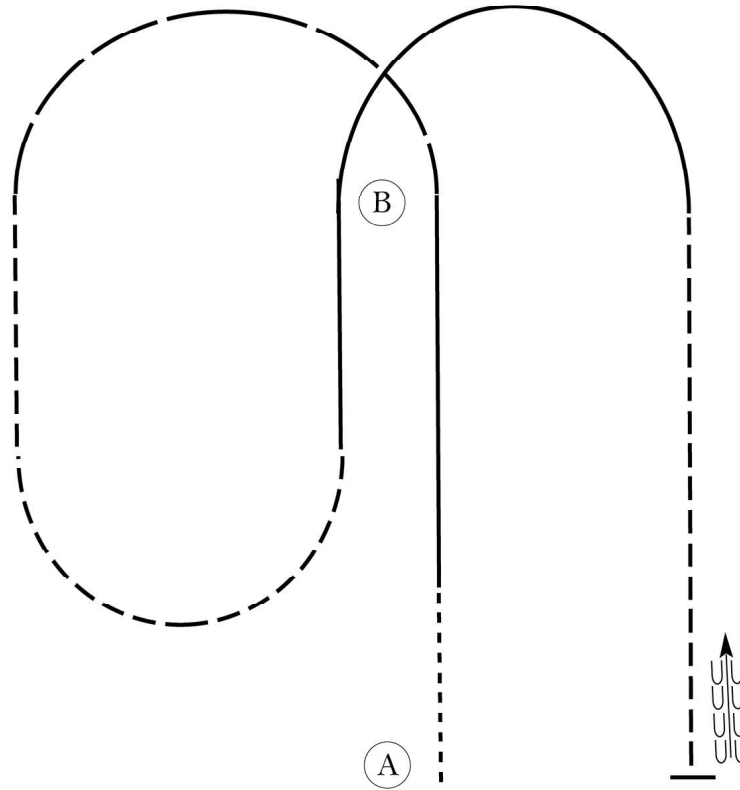
Phillips Memorial Circuit

Hunt Seat Eq. (Youth and Amateur)

Show Date: March 1-2, 2024

www.HorseShowPatterns.com

www.HorseShowPatterns.com



Be ready at A.

1. Walk two horse lengths from A.
2. Canter on the left lead to B and then hand gallop a half circle until even with B.
3. Trot on the right diagonal until halfway between A and B. Continue to trot a half circle until halfway between A and B.
4. Canter on the right lead to B and then canter a half circle until even with B.
5. Trot on the left diagonal until even with A.
6. Stop and back approximately one horse length.

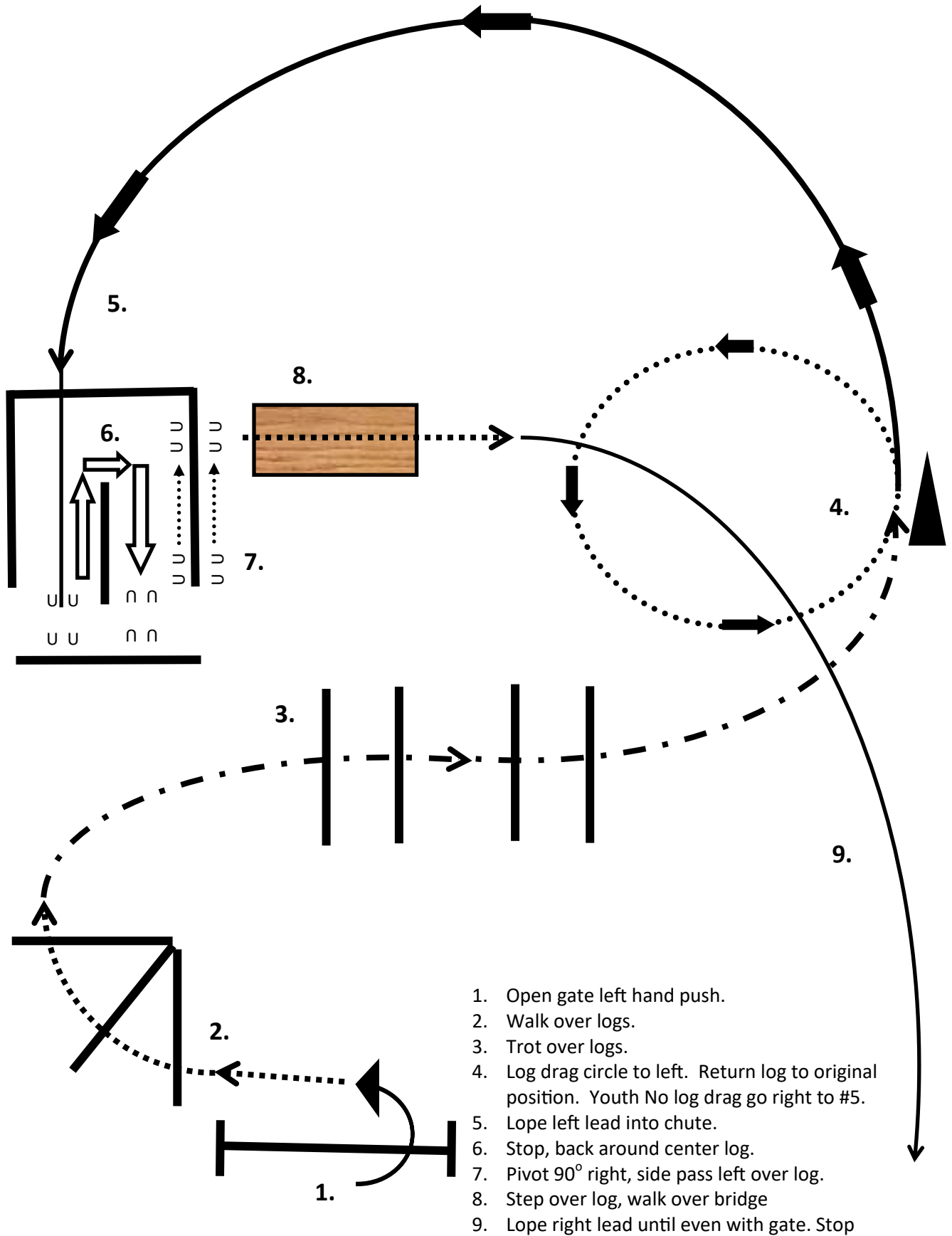
Follow the instructions of your ring steward.

Walk	-----
Trot	- - - - -
Extended Trot	— — — — —
Canter	—————
Leg Yield	
Lead Change	↙ ↘
Back	← ← ← ← ←
Marker	⊙ B
Sidepass	← ← ← ← ←
Hand Gallop	— — — — —

[HSE/3-58]

Pattern Provided by:

2024 Ranch Trial-2nd Go Saturday March 2



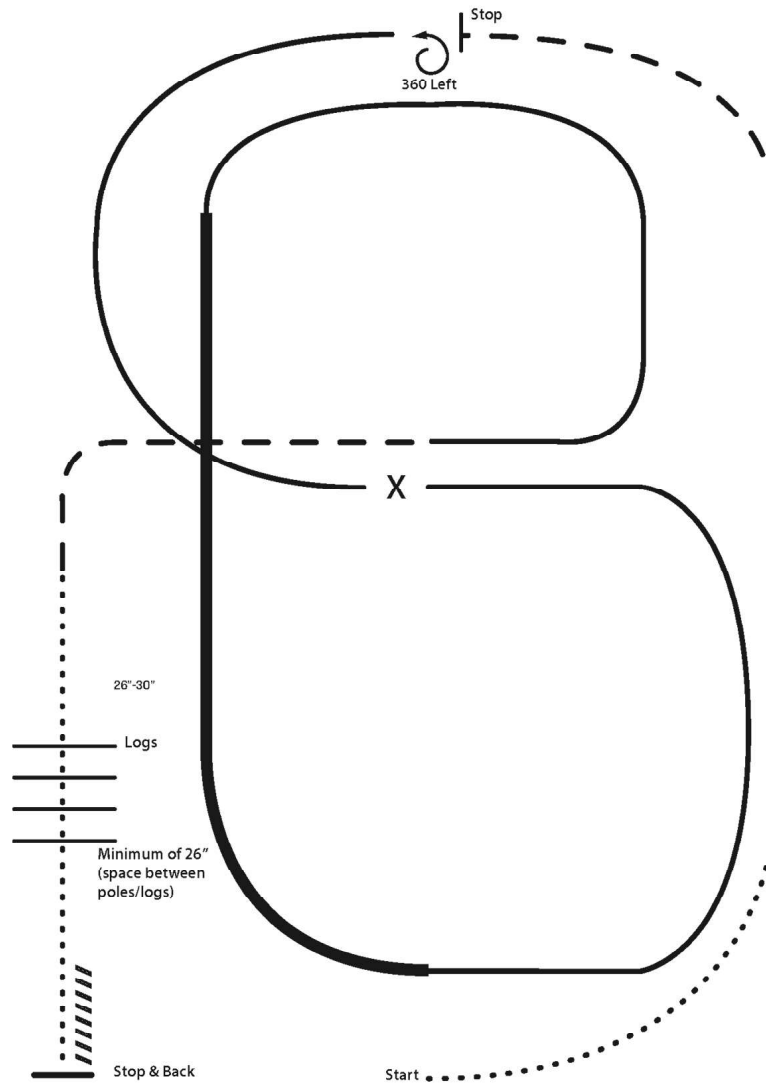
2024 Ham & Doris Phillips Memorial

Ranch Riding- 2nd Go (All Ages)

Show Date: March 2-3, 2024

www.HorseShowPatterns.com

www.HorseShowPatterns.com



- X Lead Change
- Walk
- Trot
- Ext Trot
- Lope
- Ext Lope
- //// Back

1. Walk
2. Trot
3. Extend the trot, at the top of the arena ,stop
4. 360 degree turn to the left
5. Left lead 1/2 circle, lope to the center
6. Change leads (simple or flying)
7. Right lead 1/2 circle
8. Extended lope up the long side of the arena (right lead)
9. Collect back to a lope around the top of the arena and back to center
10. Break down to an extended trot
11. Walk over logs
12. Stop and back

[RR/AQHA-1]

Pattern Provided by:

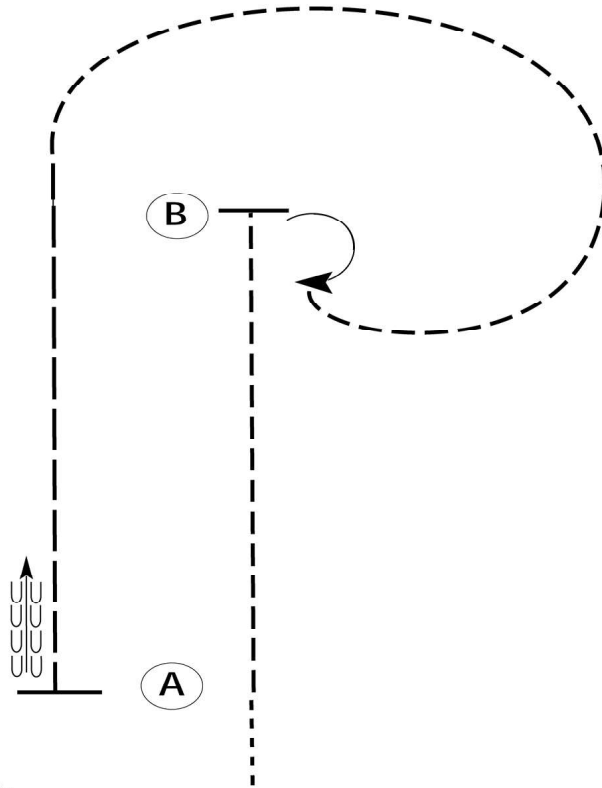
2024 Ham & Doris Phillips Memorial

Western Horsemanship (Small Fry and Walk Trot)

Show Date: March 2-3, 2024

W W W . H O R S E S H O W P A T T E R N S . C O M

W W W . H O R S E S H O W P A T T E R N S . C O M



Be ready before A.

1. Walk to A.
2. Jog to B.
3. Turn 180 degrees to the right.
4. Jog back around to B.
5. Extend the jog from B to A.
6. Stop at A and back approximately one horse length.

Follow the instructions of your ring steward.

Walk	-----
Jog	- - - - -
Extended Jog	— — — —
Lope	—————
Leg Yield	
Lead Change	— / —
Back	← ← ← ← ←
Marker	⊙ B
Sidepass	← ← ← ← ←

[WH/WT-44]

Pattern Provided by:

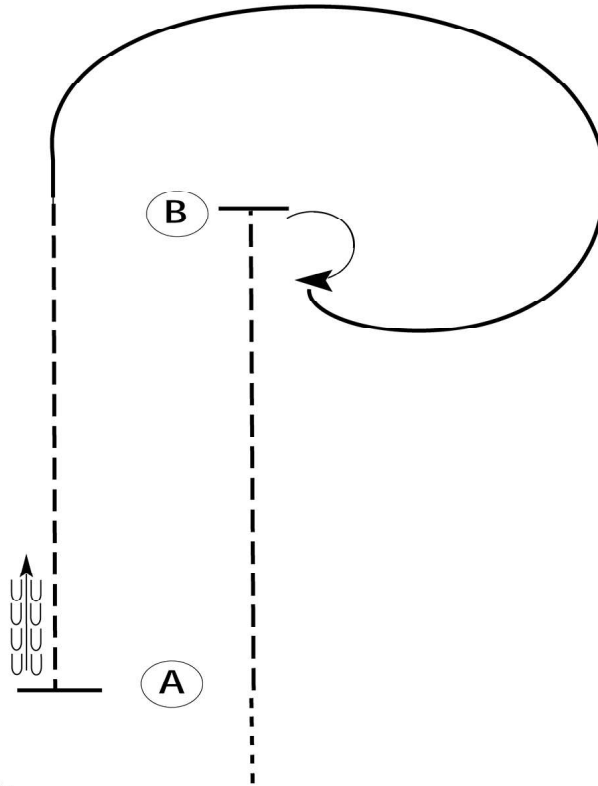
2024 Ham & Doris Phillips Memorial

Western Horsemanship (All Level 1)

Show Date: March 2-3, 2024

W W W . H O R S E S H O W P A T T E R N S . C O M

W W W . H O R S E S H O W P A T T E R N S . C O M



Be ready before A.

1. Walk to A.
2. Jog to B.
3. Turn 180 degrees to the right.
4. Lope on the left lead back around to B.
5. Jog from B to A.
6. Stop at A and back approximately one horse length.

Follow the instructions of your ring steward.

Walk	-----
Jog	- - - - -
Extended Jog	- - - - -
Lope	—————
Leg Yield	
Lead Change	— / —
Back	← ← ← ← ←
Marker	⊙ B
Sidepass	← ← ← ← ←

[WH/1-44]

Pattern Provided by:

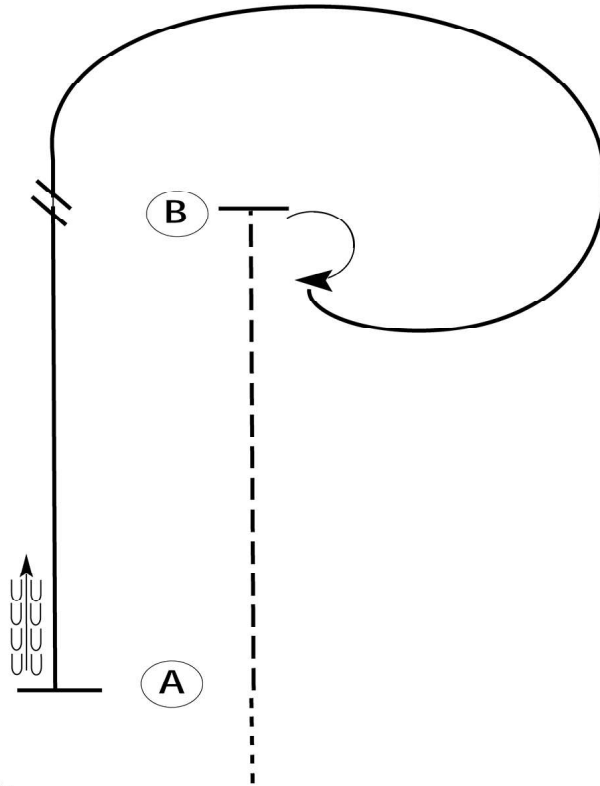
2024 Ham & Doris Phillips Memorial

Western Horsemanship (Youth, Select, Amateur)

Show Date: March 2-3, 2024

www.HorseShowPatterns.com

www.HorseShowPatterns.com



Be ready before A.

1. Walk to A.
2. Jog to B.
3. Turn 180 degrees to the right.
4. Lope on the left lead back around to B.
5. Perform a flying lead change at B.
6. Lope on the right lead to A.
7. Stop at A and back approximately one horse length.

Follow the instructions of your ring steward.

Walk	-----
Jog	- - - - -
Extended Jog	— — — —
Lope	—————
Leg Yield	
Lead Change	— / —
Back	← ← ←
Marker	ⓑ
Sidepass	← — — — — ←

[WH/3-44]

Pattern Provided by:

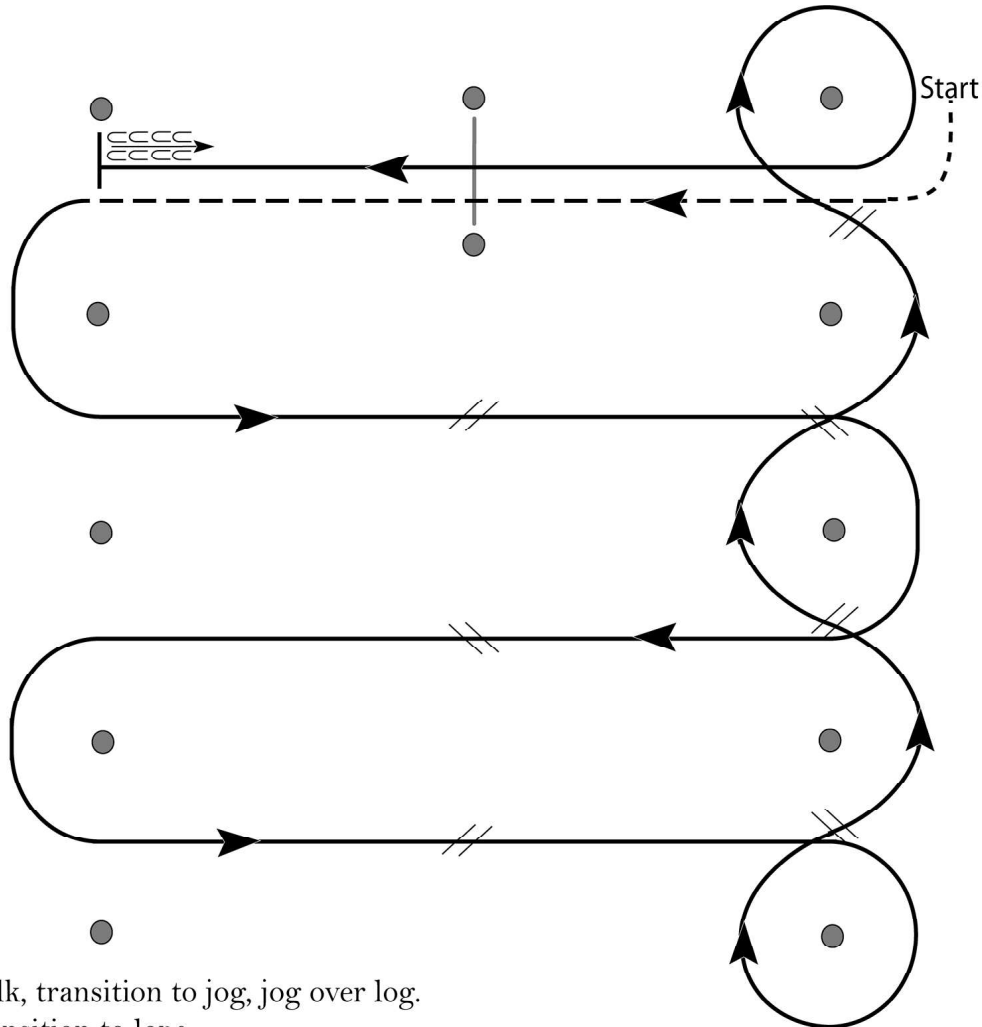
2024 Ham & Doris Phillips Memorial

2nd Go- Western Riding (Youth, Select, Amateur, Open)

Show Date: March 2-3, 2024

w w w . H o r s e S h o w P a t t e r n s . c o m

w w w . H o r s e S h o w P a t t e r n s . c o m



1. Walk, transition to jog, jog over log.
2. Transition to lope.
3. First crossing change.
4. Second crossing change.
5. Third crossing change.
6. Circle and first line change.
7. Second line change.
8. Third line change.
9. Fourth line change and circle.
10. Lope log.
11. Lope, stop and back.

[WR/OP-2]

Pattern Provided by:

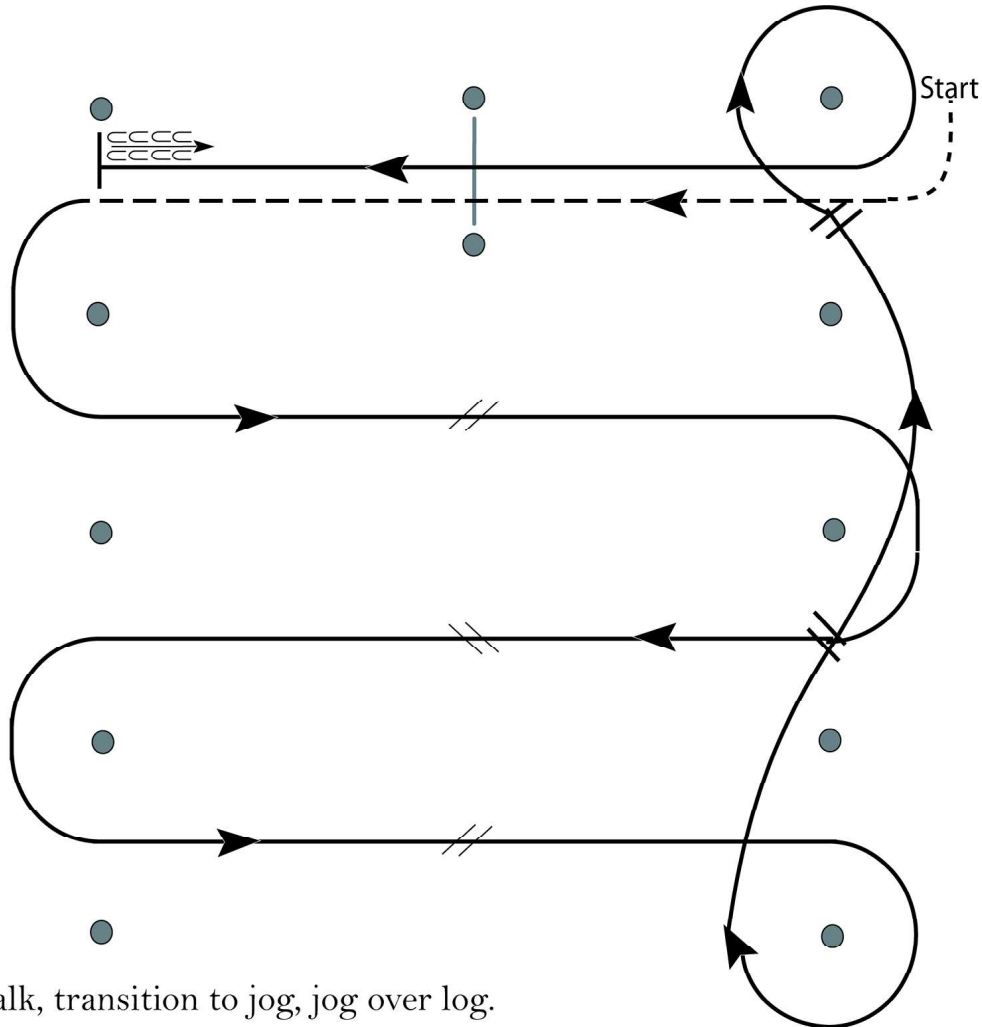
2024 Ham & Doris Phillips Memorial

2nd Go- Western Riding (All Level 1)

Show Date: March 2-3, 2024

w w w . H o r s e S h o w P a t t e r n s . c o m

w w w . H o r s e S h o w P a t t e r n s . c o m



1. Walk, transition to jog, jog over log.
2. Transition to left lead lope.
3. First crossing change.
4. Second crossing change.
5. Third crossing change.
6. Circle and first line change.
7. Second line change and circle.
8. Lope log.
9. Stop and back.

[WR/GP-2]

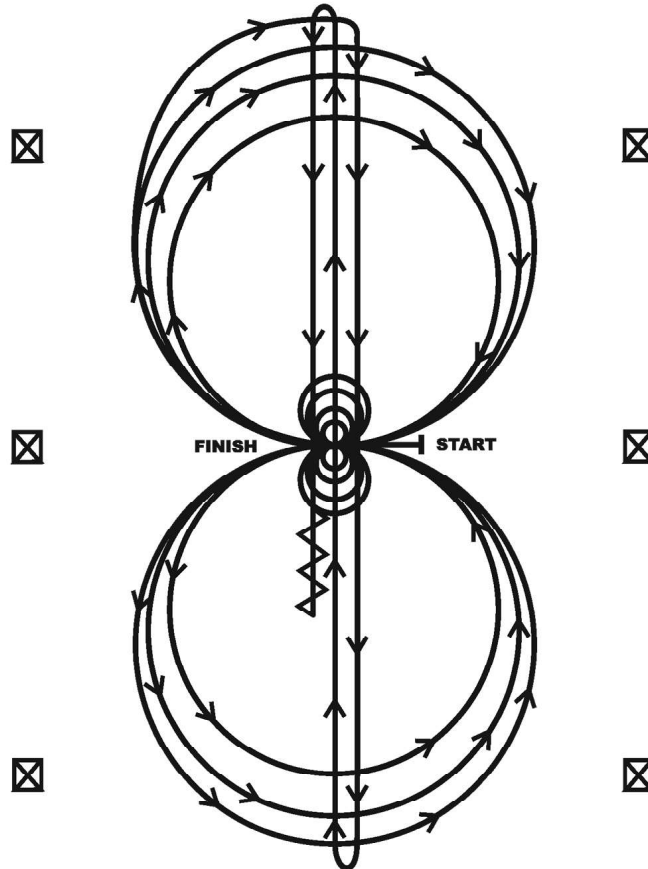
Pattern Provided by:

2024 Ham & Doris Phillips Memorial

Reining- 2nd Go (All Ages)

Show Date: March 2-3, 2024

REINING PATTERN 2

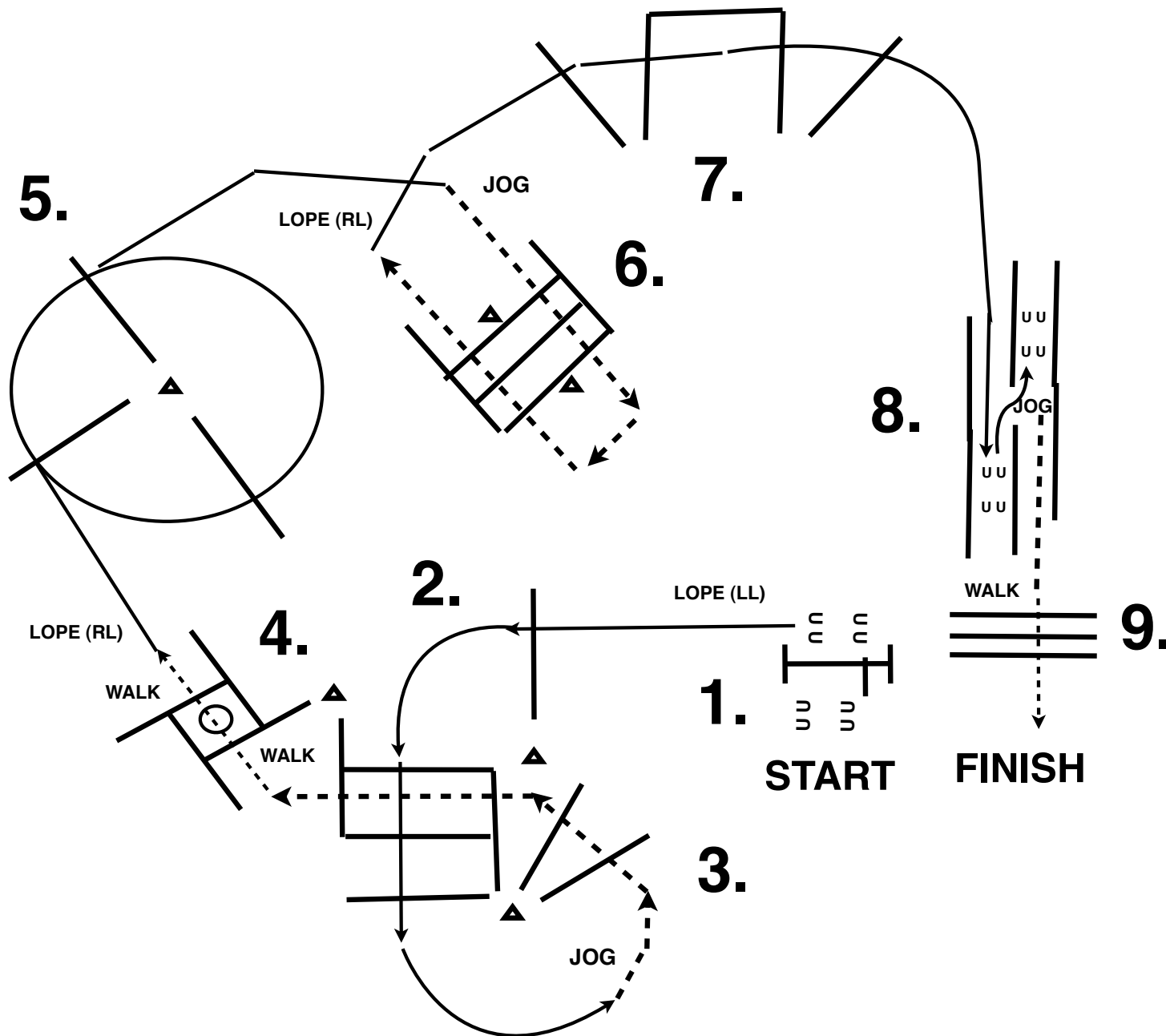


Horses may walk or jog to the center of arena. Horses must walk or stop prior to starting pattern. Beginning at the center of the arena facing the left wall or fence.

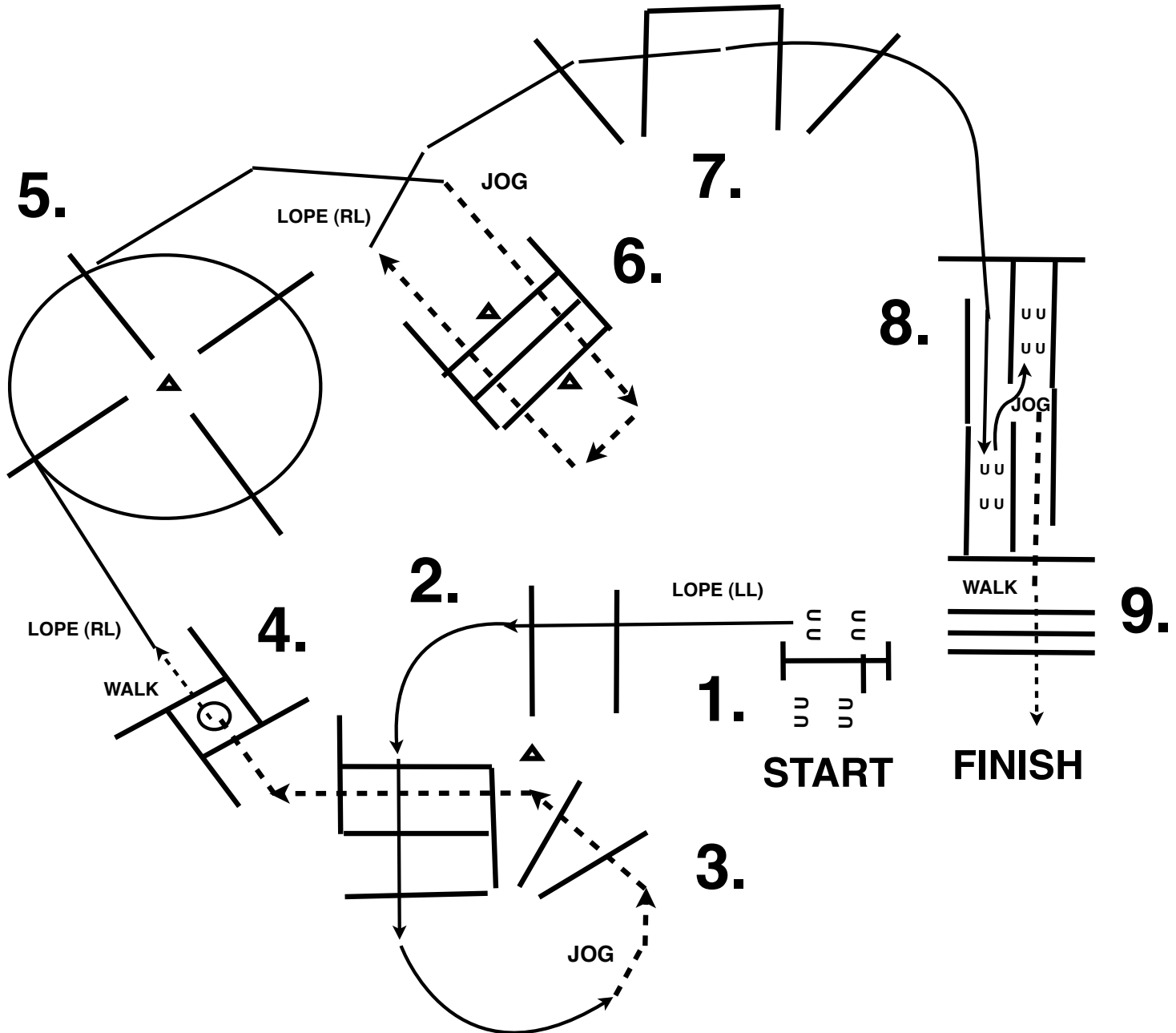
1. Beginning on the right lead, complete three circles to the right: the first circle small and slow; the next two circles large and fast. Change leads at the center of the arena.
2. Complete three circles to the left: the first circle small and slow; the next two circles large and fast. Change leads at the center of the arena.
3. Continue around previous circle to the right. At the top of the circle, run down the middle to the far end of the arena past the end marker and do a right rollback—no hesitation.
4. Run up the middle to the opposite end of the arena past the end marker and do a left rollback—no hesitation.
5. Run past the center marker and do a sliding stop. Back up to the center of the arena or at least ten feet (three meters). Hesitate.
6. Complete four spins to the right. Hesitate.
7. Complete four spins to the left. Hesitate to demonstrate the completion of the pattern.

[R/AQHAP-2]

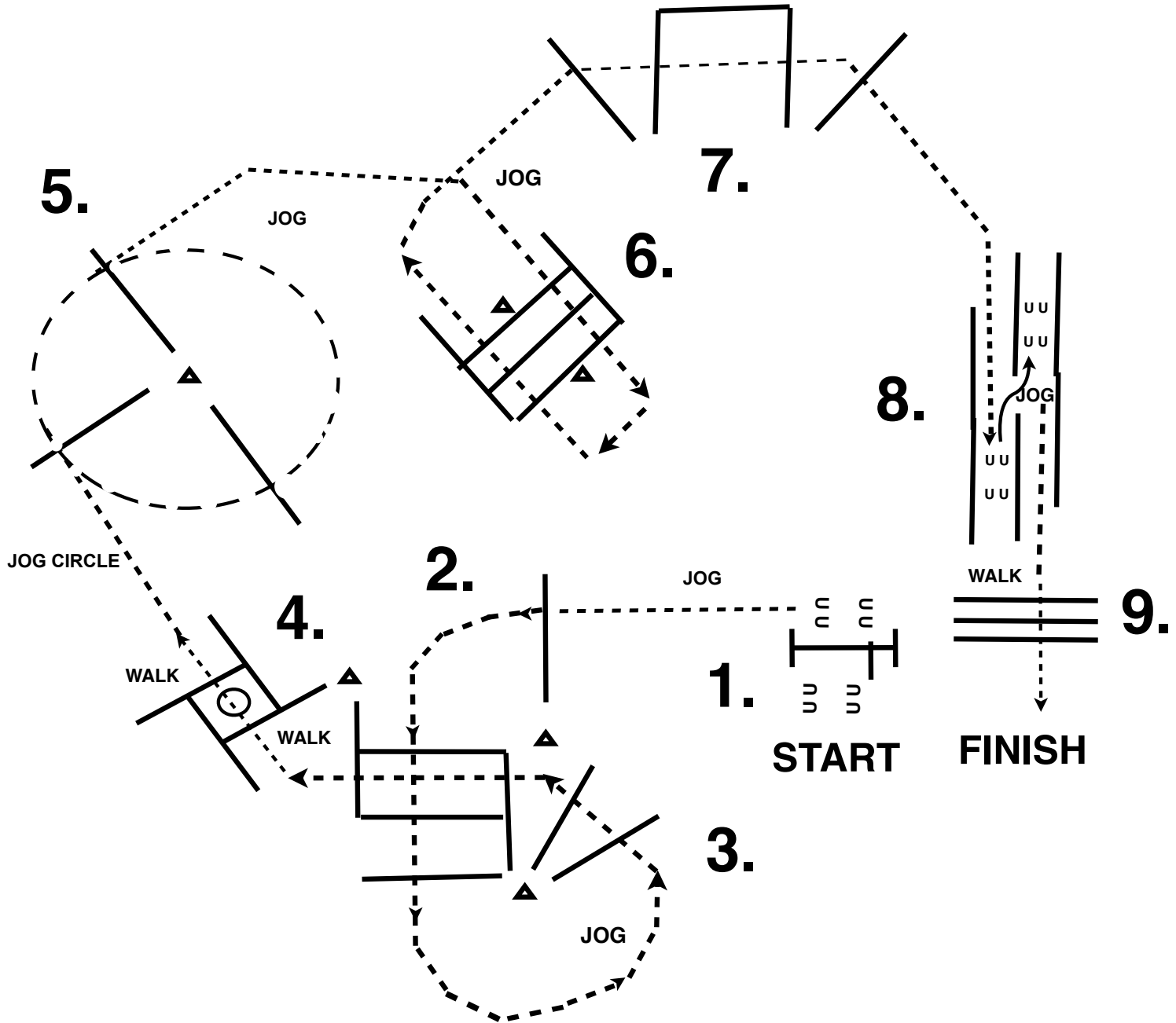
Pattern Provided by:



1. GATE- LEFT HAND RIDE THRU CLOSE.
2. LOPE OVER POLES (LL).
3. JOG OVER POLES, JOG UP TO BOX
4. STOP OR BREAK TO WALK, WALK INTO BOX, EXECUTE A 360 TURN EITHER WAY, WALK OUT BOX.
5. LOPE OVER POLES (RL).
6. BREAK TO JOG, JOG OVER POLES AND AROUND CONE.
7. LOPE OVER POLES (RL).
8. LOPE INTO CHUTE (RL), BACK THRU POLES.
9. JOG OUT CHUTE, STOP OR BREAK TO WALK, WALK OVER POLES



1. GATE- LEFT HAND RIDE THRU CLOSE.
2. LOPE OVER POLES (LL).
3. JOG OVER POLES, JOG INTO BOX AND STOP.
4. EXECUTE A 360 TURN EITHER WAY, WALK OUT BOX.
5. LOPE OVER POLES (RL).
6. BREAK TO JOG, JOG OVER POLES AND AROUND CONE.
7. LOPE OVER POLES (RL).
8. LOPE INTO CHUTE (RL), BACK THRU POLES.
9. JOG OUT CHUTE, JOG OVER 1ST POLE, STOP BETWEEN POLES, WALK OVER LAST 3 POLES



1. GATE- LEFT HAND RIDE THRU CLOSE.
2. JOG OVER POLES.
3. JOG OVER POLES, JOG UP TO BOX
4. STOP OR BREAK TO WALK, WALK INTO BOX, EXECUTE A 360 TURN EITHER WAY, WALK OUT BOX.
5. JOG OVER POLES.
6. JOG OVER POLES AND AROUND CONE.
7. JOG OVER POLES.
8. JOG INTO CHUTE, BACK THRU POLES.
9. JOG OUT CHUTE, STOP OR BREAK TO WALK, WALK OVER POLES

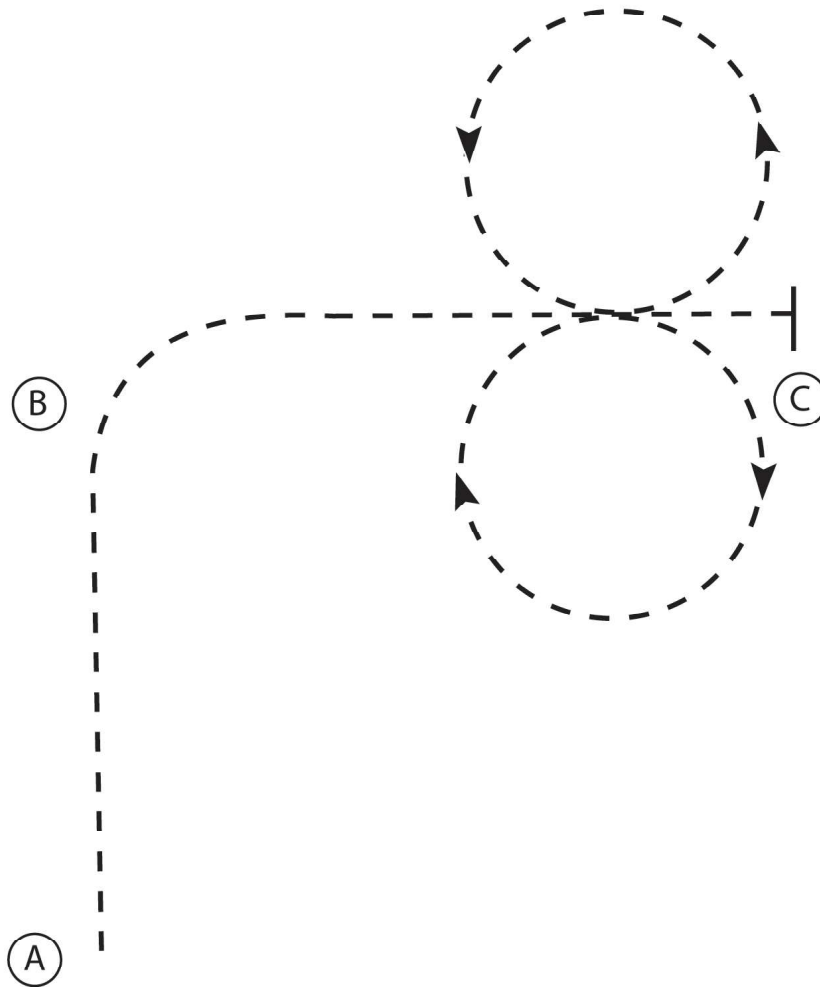
2024 Ham & Doris Phillips Memorial

Hunt Seat Equitation (Small Fry and Walk Trot)

Show Date: March 2-3, 2024

w w w . H o r s e S h o w P a t t e r n s . c o m

w w w . H o r s e S h o w P a t t e r n s . c o m



1. Sitting trot A to B
2. At B posting trot towards C
3. Before C posting trot circle to the right followed by a posting trot circle to the left, continue to C
4. Stop at C

Walk
Trot	-----
Extended Trot	-----
Canter	—————
Leg Yield	
Lead Change	↘
Back	←←←←←
Marker	Ⓚ
Sidepass	←←←←←

[HSE/WT-7]

Pattern Provided by:

2024 Ham & Doris Phillips Memorial

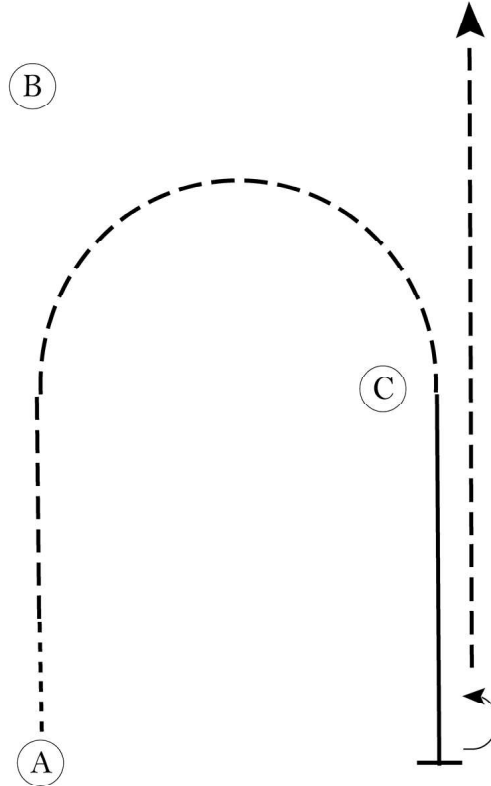
Hunt Seat Equitation (All Level 1)

Show Date: March 2-3, 2024

w w w . H o r s e S h o w P a t t e r n s . c o m

w w w . H o r s e S h o w P a t t e r n s . c o m

Be ready with your horse's tail to A.



1. Walk two horse lengths from A.
2. Trot on the left diagonal in a half circle to C.
3. Canter on the left lead until even with A.
4. Stop when even with A.
5. Perform a 1/2 turn on the hindquarters to the left.
6. Rising trot on the right diagonal to and past B.

Pattern is over once you have passed B at the trot.

Follow the directions of your ring steward.

Walk	-----
Trot	- - - - -
Extended Trot	— — — —
Canter	— — — —
Lead Change	
Back	
Marker	
Hand Gallop	— — — —

[HSE/1-51]

Pattern Provided by:

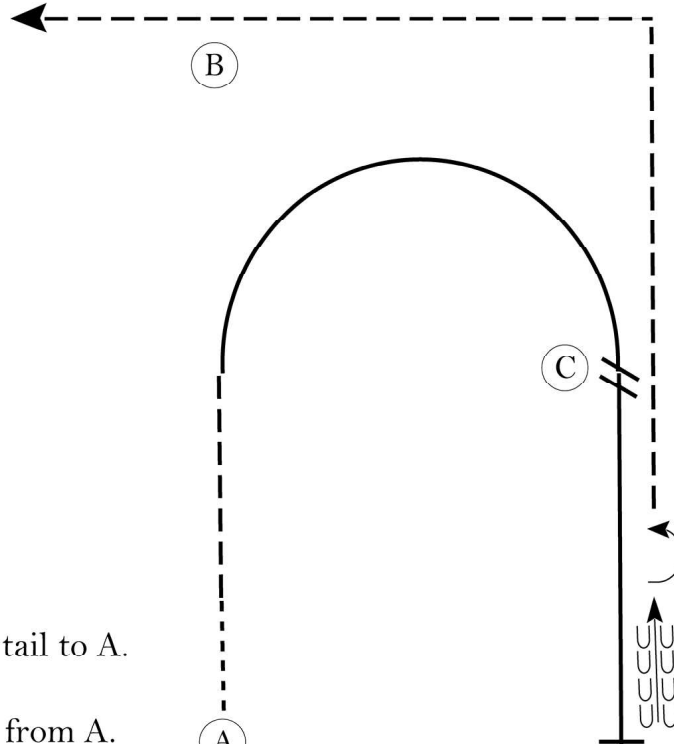
2024 Ham & Doris Phillips Memorial

Hunt Seat Equitation (Youth, Select, Amateur)

Show Date: March 2-3, 2024

w w w . H o r s e S h o w P a t t e r n s . c o m

w w w . H o r s e S h o w P a t t e r n s . c o m



Be ready with your horse's tail to A.

1. Walk two horse lengths from A.
2. Trot on the left diagonal halfway to B.
3. Canter a half circle to C.
4. Perform a simple lead change at C.
5. Canter until even with A.
6. Stop when even with A and back approximately one horse length.
7. Perform a 1/2 turn on the hindquarters to the left.
8. Rising trot on the right diagonal until even with B. Trot around the corner toward B.
9. Continue to trot past B.

Pattern is over once you have passed B at the trot.

Follow the directions of your ring steward.

Walk	-----
Trot	- - - - -
Extended Trot	— — — —
Canter	—————
Lead Change	
Back	
Marker	
Hand Gallop	— — — —

[HSE/2-51]

Pattern Provided by: