

HQHA Ham & Doris Phillips Pattern Book

Huge Thanks to our Show Sponsors!



D4 RANCH




TODD GRANT HORSES



PLH
PROVIDENT LAND HOLDINGS



Agent Clay Clark
912+966-2688
clay@clayclarksf.com



CrossRidge Ranch
BRAD & TERRI LAYER PERFORMANCE HORSES



Salter Land & Timber
Akins Timber Harvesting

Phil Salter 706-551-0326
Jeremy Akins 706-550-4675
Waynesboro, GA



PPH

Prichett Performance Horses

OGEECHEE VETERINAR ASSOCIATES, P.C.



LOUISVILLE, GA

Burke Feed & Farm Supply of Waynesboro, GA
Lonestar Stables of Harlem, GA
Clemens Truck Repair of Waynesboro, GA

Angie Schmeck of Atlanta, GA
Mickey & Lucylee Forsyth of Atlanta, GA
Maggie Bellville of Greensboro, GA

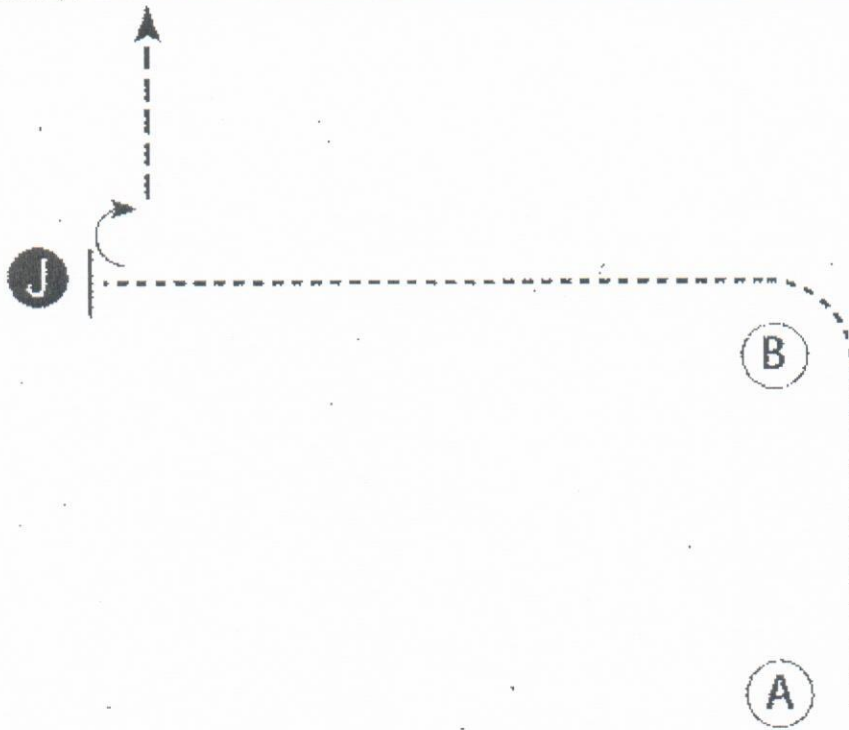
Patterns

Showmanship (Small Fry)

Show Date: 2021


www.HorseShowPatterns.com

www.HorseShowPatterns.com



Be ready at A.

1. Trot from A to B.
2. At B, walk to judge.
3. Stop and set up for inspection.
4. When dismissed, turn 90 degrees and trot away from judge.
5. Follow the instructions of your ring steward.



[S/WT-12]

Pattern Provided by:

Tony Burris

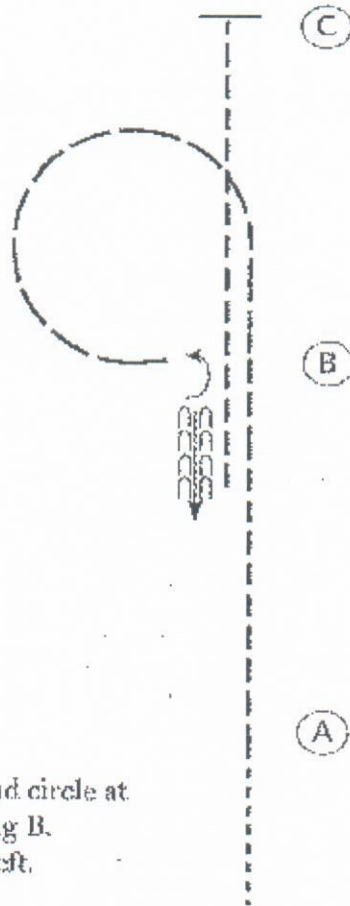
Patterns

Horsemanship (All Walk-Jog, Small Fry)

Show Date: 2021

www.HorseShowPatterns.com

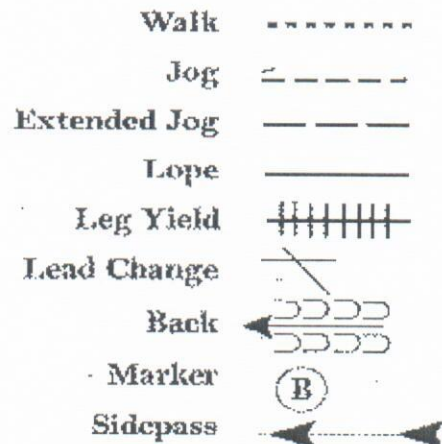
www.HorseShowPatterns.com



Begin before A at a walk.

1. Jog from A to B.
2. At B, extend the jog and circle at B as shown. Stop facing B.
3. Turn 1/4 turn to the left.
4. Back one horse length.
5. Jog to C. Stop at C.

Follow the instructions of your ring steward.



[WH/WT-17]

Pattern Provided by:

Tony Burris

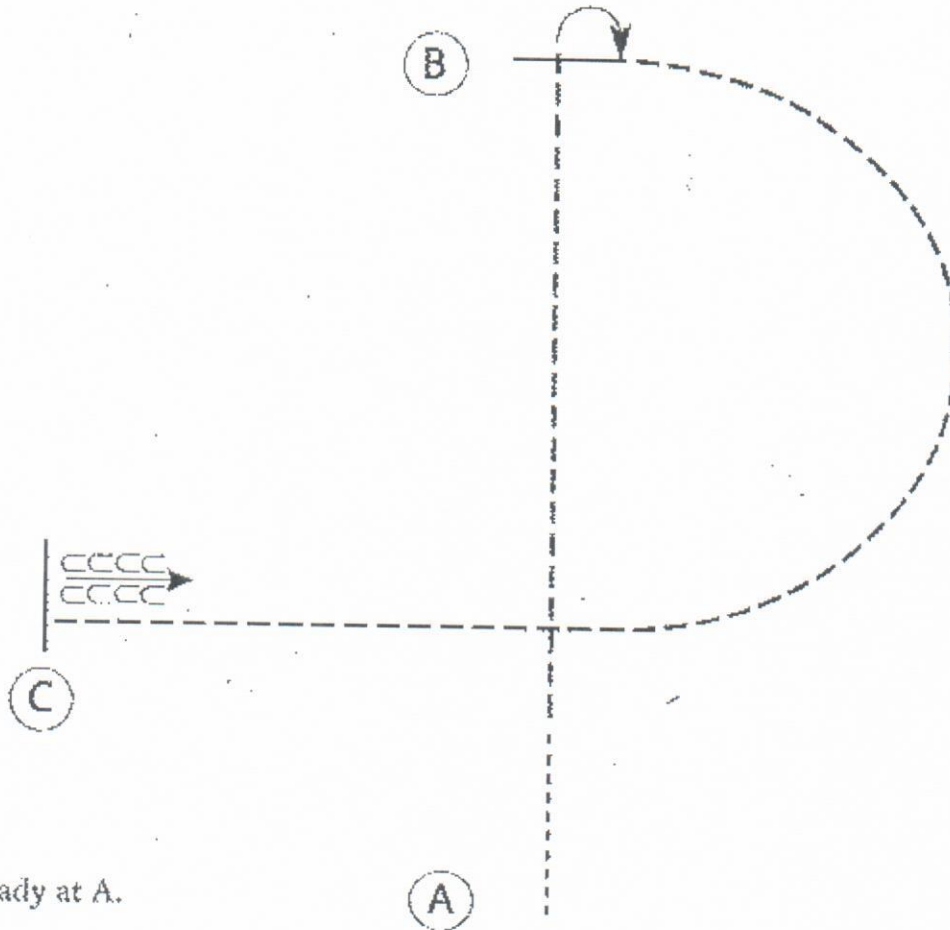
Patterns

Hunt Seat Equitation (All Walk-Trot, Small Fry)

Show Date: 2021

www.horsetwpatterns.com

www.horsetwpatterns.com



Be ready at A.

1. Walk from A until even with C.
2. Posting trot on the right diagonal to B.
3. At B, stop and perform a 90 degree turn on the forehand to the right.
4. Posting trot on the left diagonal from B to C.
5. At C stop and back approximately one horse length.

Follow the instructions of your ring steward.

Walk
Trot	- - - - -
Extended Trot	- - - - -
Canter	—————
Leg Yield	
Lead Change	///
Back	←←←
Marker	(B)
Sideways	←→
Hand Gallop	—————

Pattern Provided by:

Tony Burris

[HSE/WT-30]